

# Baby deaths in the UK

## The national picture for 2016



Mothers and Babies: Reducing Risk through Audits and Confidential Enquiries across the UK

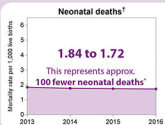
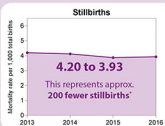
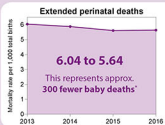
### 780,043 births

of babies delivered from 24 weeks of pregnancy, excluding terminations of pregnancy

### 3,065 stillbirths

### 1,337 neonatal deaths

## Overall reduced mortality rates between 2013 and 2016



\* in 2016 compared with 2013

† a baby born at any time during pregnancy who lives, even briefly, but dies within 4 weeks of birth.

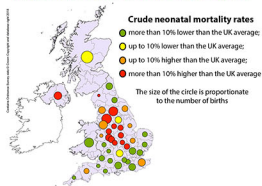
## Improved survival for twins



The stillbirth rate in twins has reduced by almost half since 2014

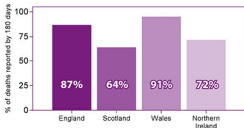
Neonatal deaths in twins have reduced by almost a third during the same period

## Regional variation still evident in England



Data by STP Footprint (England) and Country (Scotland, Wales and Northern Ireland)

## Wide variation in the timing of reporting of deaths to MBRRACE-UK



## Post-mortem examination continues to vary between stillbirths and neonatal deaths

Almost all parents of stillborn babies were offered a post-mortem



Of these parents, 1 in 2 consented to a post-mortem

8 out of 10 parents of babies who died neonatally were offered a post-mortem



Of these parents, 1 in 3 consented to a post-mortem

Placental histology was carried out for:

9 out of 10 stillbirths  
but for only

7 out of 10 neonatal deaths which occurred on day 1, or were related to problems during delivery

